

GREEN AUDIT REPORT

For

GITAM UNIVERSITY



Rudraram, Hyderabad

By



Conserve Consultants Pvt. Ltd.,

No -181, 2nd Floor, 1st Main Road, Nehru Nagar, OMR,
Chennai - 600 096, India. Email: info@conserveconsultants.com
Website: www.conserveconsultants.com

Document number	Rev.	Date	Done by	Checked by	Approved by
CCPL/Cx/GITAM-Hydb/Green Audit	00	28.02.22	RKA	KGB	SVK

ACKNOWLEDGEMENT

Conserve Consultants Private Limited wishes to thank all the staff, Management & Technical Team of **GITAM UNIVERSITY, Hyderabad** for the kind co-operation and assistance extended to our Auditor during the course of the Green audit.

Energy Consultants

S Vijaya Kumar

R K Arun Prabhu

K G Balasubramaniam

Table of Contents

1.	EXECUTIVE SUMMARY	4
2.	PERFORMANCE IMPROVEMENT MEASURE AT GITAM UNIVERSITY, HYDERABAD	5
3.	PROJECT BACKGROUND	5
4.	GREEN AUDIT	6
5.	WATER	6
5.1	PERFORMANCE ANALYSIS OF WATER FAUCETS.....	7
5.2	WATER NEUTRALITY	8
5.3	WATER QUALITY ANALYSIS	9
6.	SEWAGE TREATMENT PLANT	10
7.	RAIN WATER HARVESTING	13
8.	WASTE MANAGEMENT SYSTEM	14
9.	PERFORMANCE IMPROVEMENT MEASURES (PIM'S)	22
10.	FLORA IN THE GITAM UNIVERSITY CAMPUS	23
11.	SITE OBSERVATION REPORT	31
12.	GOOD PRACTICES AT GITAM UNIVERSITY CAMPUS.....	38

1. EXECUTIVE SUMMARY

Green Audit of GITAM University, Hyderabad was carried out by Conserve Consultants during February 2022.

The approach taken in this facility included different tools such as preparation of questionnaire, physical inspection of the campus, observation and review of the documentation, interviewing key persons and associated systems & equipment, The study covered the following areas to summarize the present status of environment management in the campus:

- Water management
- Waste management
- Green area management

The report compiles a list of possible actions to conserve and efficiently access the available scarce resources and their saving potential was also identified.

On an overall note, there is no Waste record in the site to monitor the daily Solid Waste Generation, it is recommended to monitor all type of Wastes like Solid Wastes, E-Wastes, Paper Wastes and Food Wastes etc. on daily basis.

In GITAM University campus all the degradable waste is converted fed for composting & Biogas production. Garden wastes are sent for composting & Food wastes are being sent to gasification for production of biogas and Telangana state Vermi Compost development Centre. On an overall waste collection, **food waste** is converted into biogas i.e., **15367 kgs** which converted into biogas of **2254.6 cu.m**. **In addition 104.5 kg/day of Solid Wastes** of non-degradable waste is sent to the municipal segregation for landfills. Since February, 2022 the E-Wastes, Paper Wastes and Scrap Wates are sent to the Urban Rebox (An ITC Franchise) and exchange Stationary Items for collected Waste items with an agreement of the University's Management.

In GITAM Univerity campus overall Landscape is good. In landscape turf is with non-native species and it consumes water, it is requested to replace turf to 'energy plantation' as it acts as a rich producer of oxygen and absorber of carbon dioxide. **Beema Bamboo** can produce 62 tons of oxygen and absorbs 88 tonnes of carbon dioxide per acre per year.

For continuous improvement, every identified Performance Improvement Measure, a detailed M&V Plan shall be established for continuous monitoring & evaluation of the effect of the system over which PIM will be implemented.

2. PERFORMANCE IMPROVEMENT MEASURE AT GITAM UNIVERSITY, HYDERABAD

S No.	WCM Description	Annual Water savings, kL	Annual savings, Lakhs.	Cost of Measure, Lakhs.	Payback Months
	Water saving through the efficient water faucets	109,325	9.8	2	2
Total					

3. PROJECT BACKGROUND

GITAM Hyderabad campus was established in 2009, with modern infrastructure supported by dedicated faculty and administrative staff. The campus is located in an ideal environment in Rudraram on the Mumbai highway NH 65, about 45 minutes travel by Road to Rajiv Gandhi International Airport and a nearest Railway Station is Shankarpalli. The campus is provided with smart classrooms, laboratories, auditorium, seminar halls, play fields, student hostels and other student support services.

Hyderabad campus consists of six schools: GITAM School of Technology, Hyderabad Business School, School of Pharmacy, School of Architecture, School of Science and School of Humanities and Social Science, Kautilya School of Public School to impart high quality training in the fields of Technology and Management in the City of Pearls of India.

The campus is located around the GITAM University's Plantations and Horticulture Nursery. The campus has Nine academic blocks with spacious library building, an administrative block and Five hostels for both Boys & Girls and Guest Houses. All the academic departments have adequate number of smart classrooms, staff rooms, seminar halls well- equipped laboratories, central library, and other facilities.

4. GREEN AUDIT

The main objective of the green audit is to promote the Environment Management and Conservation in the GITAM University Campus. The purpose of the audit is to identify, quantify, describe and prioritize framework of Environment Sustainability in compliance with the applicable regulations, policies and standards.

The main objectives of carrying out Green Audit are:

- To introduce and aware students to real concerns of environment and its sustainability
- To secure the environment and cut down the threats posed to human health by analyzing the pattern and extent of resource use on the campus.
- To establish a baseline data to assess future sustainability by avoiding the interruptions in environment that are more difficult to handle and their corrections requires high cost.

Green Audit also includes the preliminary analysis and more detailed energy calculations-financial analysis of proposed Performance Improvement Measures (PIM). The financial analysis provides the facility team the understanding of the financial benefits in implementing specific Performance Improvement Measures. Utility bills were collected for three months period to allow the auditor to evaluate the facility's energy/demand rate structures and energy usage profiles. A detailed financial analysis is performed for each measure based on implementation cost estimates; site-specific operating cost savings, and the customer's investment criteria. Sufficient detail is provided to justify project implementation.

5. WATER

Drinking Water for the entire GITAM University Campus is from Water Treatment Plant, RO water and Municipal. For Water Treatment Plant, RO, flushing and cleaning purpose, water is sourced from the bore wells and Municipal. STP Water is used for Irrigation purpose. Bore well water is pumped to the raw water sump then the OHT at terrace levels. There are totally 1 nos. Water Treatment Plant, 6 nos. RO plants and 6 nos. bore wells.

5.1 PERFORMANCE ANALYSIS OF WATER FAUCETS

Water flow is measured in faucets of College toilets wash basin,

S. No.	Description	NBC Baseline (LPM)	Actual (LPM)
1	Boys Hostel Wash basin	1.5	6.2
2	Girls Hostel Wash basin	1.5	5.8
3	Academic block H – Gents Rest Room	1.5	2.8
4	Academic Block H - Ladies Rest Room Wash Basin	1.5	8.5
5	Academic Block A – Gents Staff Toilet Tap -1	3	7.8
6	Academic Block A – Gents Staff Toilet Tap-2	3	3.3
7	Canteen Wash Basin 2	1.5	5.1
8	Boys Hostel Toilet Tap	3	2.6
9	Girls Hostel Toilet Tap	3	3.1

Comments: Water flow in the faucets and tap are high in above highlighted area compared to the NBC standard. The baseline standards are as per the NBC 2016 part no: 9 section 1 table – 2.

5.2 WATER NEUTRALITY

Presently fresh water source i.e., bore well and Municipal waters are used for the entire building. Sewage Treated water is used only for the Gardening.

Strategies for Water Neutrality:-

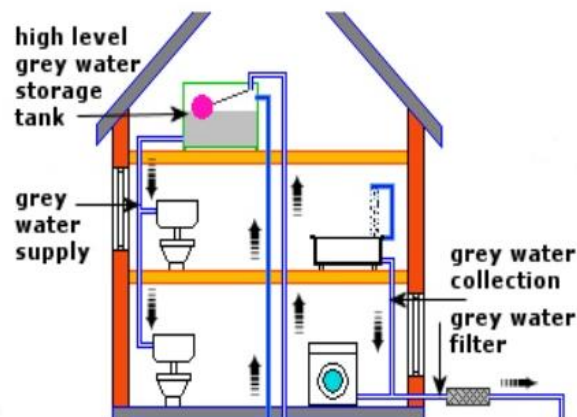
a. Low flow aerators.

To reduce the fresh water consumption by installing the aerators for faucets in all guest rooms, common area restrooms, kitchen etc., this reduces the 40% of water consumption from the baseline of LEED.



b. Dual Plumbing System.

To reduce the freshwater consumption by installing the dual flush system. This reduces the fresh water consumption and using the STP treated water & the fresh water consumption is zero.



c. Native Plant Species.

For landscape STP treated water is used for irrigation. In landscape so many non-native species like Cynodon Dactylon (Grass) is high water consumption. To reduce the water consumption by replacing the drought tolerant/xeriscape species.



5.3 WATER QUALITY ANALYSIS

In the University Campus, drinking water is taken from tanker Water Treatment Plant and RO Plant. . Normally, for drinking water daily consumption of the University Campus and Hostel are 261 Kilo liters is consumed. For Bore wells and RO plants the total dissolved solid (TDS) level is given below.

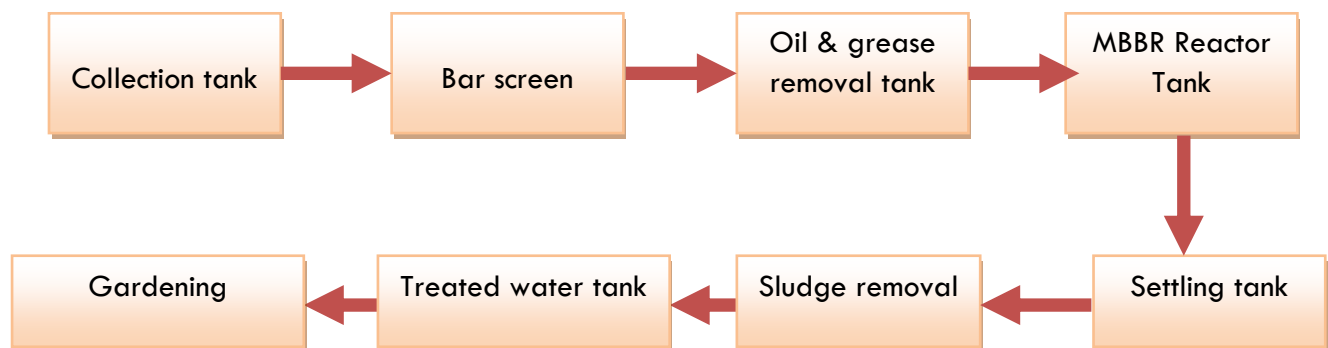
Location	Water TDS level	Temperature in ° C
RO Plant 1	62	32.9
RO Plant 2	43	27.5
Bore Well 1	900	31.6
Bore Well 2	898	32

Comments:

As per the WHO recommended drinking water TDS level is < 300. In our campus drinking water TDS level is within the limit. For Bore well, water treatment system is required to reduce the TDS level.

6. SEWAGE TREATMENT PLANT

In GITAM campus there are 2 nos. of STP are installed. One STP is 225 KLD capacity located in the Boys Hostel Campus and another one is 300 KLD located at University's Campus. The 225 KLD Capacity STP is working based on the MBBR (Moving Bed Bio Reactor Technology). It is an advanced high-rate wastewater treatment process utilizing free-floating media which houses active biological cells. MBBR system is a hybrid process where attached growth and suspended growth treatment processes functions simultaneously. The treated water is used for the gardening purposes. Equipment's studied and done performance analysis are air blower, transfer pump & treated water pump.





Quality of Treated Water:

Parameters	Unit	Reuse
PH	--	6.5 – 7.5
BOD5	mg/l	<20
COD	mg/l	< 100
Suspended Solids	mg/l	< 40
Oil and Grease	mg/l	< 10

300 KLD STP AT UNIVERSITY'S CAMPUS:-

The 300 KLD Capacity STP is working based on the Aerated Wetlands Treatment plants which are easy to maintain and economical. It is very long effective life span compared to conventional mechanical systems. This technology brings the ability to meet latest NGT Guidelines on Ammonical Nitrates etc. The treated water is used for the gardening purposes. Equipment's studied and done performance analysis are air blower and treated water pumps.



Quality of Treated Water:

Parameters	Unit	Reuse
PH	--	6-7.5
BOD	mg/l	<20
COD	mg/l	< 50
Suspended Solids	mg/l	< 50
Faecal Coliform MPN/100ml		< 100

7 RAINWATER HARVESTING SYSTEM

In the GITAM University campus rainwater is collected and recharge the ground with the help of a rainwater harvesting pit (RWH) and the pit is located within University Campus with 16 nos., Boys Hostel with 2 nos. and Girls Hostel with 2 nos. and total 20 nos. of RWH pits. The size of RWH pits are 3m x 3m x 3m of 7 nos. with capacity of 27 m³ and 1.5m x 1.5m x 3m of 13 nos. with capacity is 6.7 m³. Rainwater trenches are built according to the slope of the surface level and it connect the roof and non-roof rainwater to rainwater harvesting pits.



8 WASTE MANAGEMENT SYSTEM

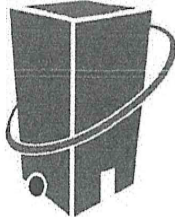
In University campus, separate dry waste and wet waste type of waste collection bins are provided for collection of waste. All waste generated from the building operation was analyzed. A waste audit was performed on 16/02/2022 at GITAM UNIVERSITY, Hyderabad to identify opportunities to divert waste streams from landfills and to determine further source reduction opportunities.

Waste Treatment:

Food waste is collected from the canteen & other places are sent to Bio gas Plant and Telangana Vermi compost development center. Dry Waste like (Paper waste, e-waste, Scrap, Plastics etc.) are separated and sent to “Urban Rebox IT Ltd.” (A ITC’s franchise) for Recycling towards “**Swachh Mission of India**”. The unit has specific sections where solid waste is segregated as ‘wet’ and ‘dry’. The organic waste such as dried leaves from University’s Garden, Horticulture Nursery and plantation are used for Vermi composting in the University’s Nursery. Thus, GITAM University is a wholesome solution for solid waste management and the diverted waste list is given below.

Month	Food Waste, Kg	Paper Waste, Kg	Plastic Waste, Kg	Scrap Kg	Total Waste, Kg
Jan-21	15	-	-	-	15
Feb-21	0	-	-	-	0
Mar-21	420	7160	-	-	7580
Apr-21	1117	680	191	-	1988
May-21	505	-	-	-	505
Jun-21	510	-	-	-	510
Jul-21	330	-	-	-	330
Aug-21	710	1720	-	-	2430
Sept-21	955	-	-	540	1495
Oct-21	0	-	-	630	630
Nov-21	2885	-	-	-	2885
Dec-21	6190	-	-	-	6190
Jan-22	1730	3310	690	-	5730
Total Wastes					30,288

Agreement made towards the contribution of Dry Wastes for Recycling and exchange Materials with "Urban Rebox IT Ltd". The total worth of dry waste is Rs. 52,210/- collected from the GITAM University and delivered the Stationary Items for the same amount towards the Paper Wastes, for the month of February, 2022.



To
Gitam University
Rudraram (V), Patancheru (M),
Telangana State.

Date: 08/02/2022

Dear Sir/ Madam,

Sub: Contribution of Dry waste for Recycling - Regarding.

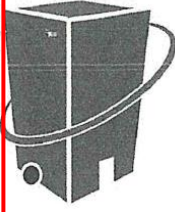
We appreciate your kind contribution of Dry waste for recycling, your efforts towards protecting environment is highly appreciate, our green collaboration towards Swachh mission will continue.

We confirm the quantity of **840 kgs** of Metal waste was picked up on 27.10.2021 at agreed price of Rs. 17.00 per Kg, **3310 Kgs** of Paper waste picked up on 05.01.2022 at agreed price of Rs. 10.00 per Kg and **690 Kgs** of Plastic waste picked up on 11.01.2022 at agreed price of Rs. 7.00 per Kg from your Institution.

The total worth of dry waste picked up from your institute is **Rs. 52,210.00**, Kindly let us know your stationary requirement for us to delivery accordingly.

Thanking you,
Yours faithfully
For Urban Rebox IT Pvt Ltd

-SD
Sai Krishna D
Operations Manager
(Ph. 90004 79471)



TO WHOM SO CONCERN

To
Gitam University
Rudraram (V), Patancheru (M),
Telangana State.

Date: 17/02/2022

Sub: Exchange Material Delivered.

Dear Sir,

We have delivered the stationary items worth **Rs.52,250.00** towards the paper waste we picked up from your university on 27th October' 21, 5th & 11th January' 22.

Sl.no	Items	Quantity/units	Price	Total
1	Ruled Books	540	30.00	16,200.00
2	Un-Ruled Books	405	30.00	12,150.00
3	Erasers & Sharpners	450	3.00	1,350.00
4	Wooden Pencils	410	5.00	2,050.00
5	Pen Pencils	615	15.00	9,225.00
6	Octane Pens	630	10.00	6,300.00
7	Short Scales	595	5.00	2,975.00
8	Jumbo Erasers	200	5.00	1,000.00
9	Pens	200	5.00	1,000.00
	GRAND TOTAL			52,250.00

Thanking you,

Yours sincerely,

For **Urban Rebox IT Pvt Ltd**



Sai Krishna D
(Operation Manager)



Bio Gas Plant :-

Wet Waste is collected from the Canteen and Kitchen are sent to Bio Gas Plant for Bio Gas Production and the output of the Bio gas is sent to the Composting. Bio gas plant is with a capacity of 500 Kilogram per Day. Equipment's studied and done performance analysis are Mixing Tank cutter pump, Hydrolyzer cutter pump, Shredder Hopper pump, Pulverize Pump Motors.

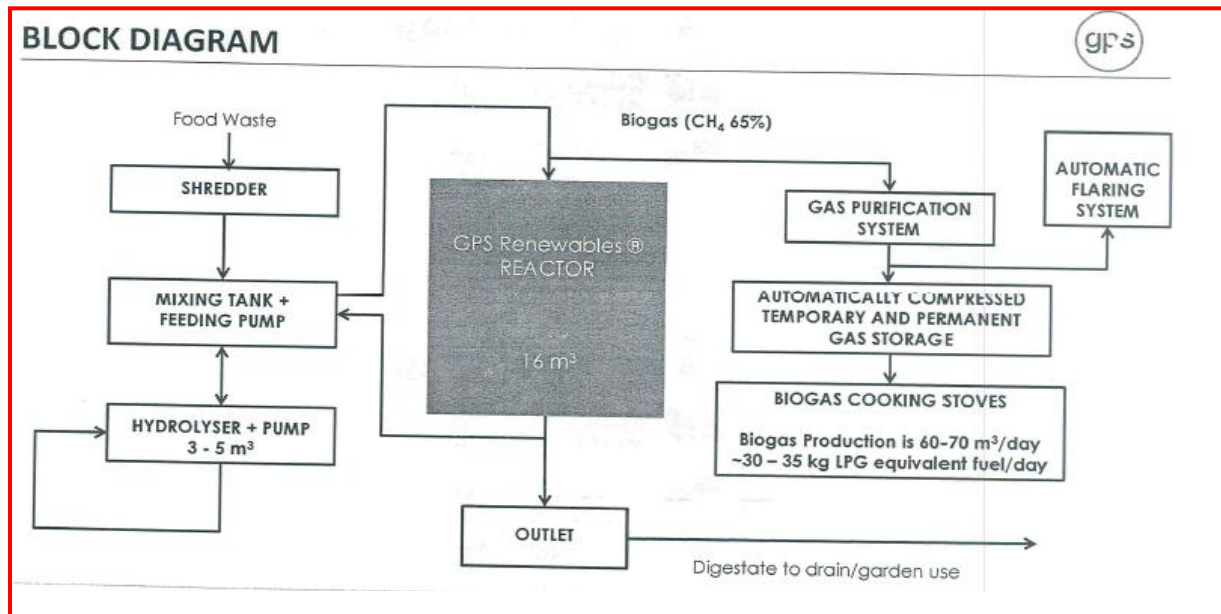


Table 1:- Bio Gas Production

Date	Food Waste Processed (Kg)	Total Gas Produced (Cubic Meter)	Gas Consumed (Cubic Meter)
Jan 2021	1	0	0
Feb 2021	0	0	0
Mar 2021	420	24.2	16.4
Apr 2021	1117	112.7	24
May 2021	505	63.5	8.3
Jun 2021	510	12.1	7
July 2021	330	51.1	13.2
Aug 2021	710	109.5	12.4
Sept 2021	955	31.3	22.8
Oct 2021	0	107.2	6.6
Nov 2021	2885	468	14.5
Dec 2021	6190	994	9.02
Jan 2022	1730	281	4.5
Total =	15367	2254.6	138.7

Waste Audit Procedure:

- Waste auditing was carried out by sorting and measuring the building's waste over a given time period, i.e. 24 hours' time. And Audit team selected a time period of 16th Feb 2022.
- The Audit Team was equipped with all necessary safety and personal protective devices including safety glasses, respirator masks, coveralls and gloves.
- The Audit team has taken the waste audit form and marked the following types:
 - Papers
 - Carton boxes

- Tissue paper
 - Pet bottles
 - Plastic covers
 - Printed hard paper
 - Food waste
- Each waste type was separated and measured for the weight through a weighing scale. The values were entered in the waste audit form and compared against the total weight of all wastes.

SI NO.	Type Of Wates	kg/Day
1.	Solid Wastes (Paper, carton boxes, Plastics, Tissue papers etc.)	104.55
2.	Food Wastes	182.76



Fig – Solid Wastes weighed



Fig – Solid Wastes collection Bin



Fig – Food Wastes Bin



Fig – Food Wastes Weighed

At present, daily Food wastes generated about 180 Kgs approximately, from that 5% Uneaten Foods are diverted to Garbage. It is recommended to feed uneaten foods to Poor people or any Living organisms.

At present, the daily Solid Wastes generated about more than 100 Kgs approximately (With current Student strength of 1st and 4th year students, Staff and Hospitality teams but vary depends upon the full strength of the University). It is recommended to keep Centralized waste collection area for multiple waste types so that wastes can be accumulated for period of time, which in turn will make the waste recycling economically feasible for the recycling vendors

9 PERFORMANCE IMPROVEMENT MEASURES (PIM'S)

PIM 1: Water saving through the efficient water faucets

Annual Water Savings	109,325 KL/Year
Recurring Annual Savings Potential	9.8 Lakhs
One-time Cost of Implementation	2 Lakhs
Payback period	2 Months

Present System:

Presently average water flow in the faucets is 5 LPM it is much higher compared to the Green/Sustainable Buildings' Standards. This can lead to water wastage and higher consumption.

Proposed System:

It is recommended to install low flow aerator-based faucets to maintain max. 2 LPM as per the standards in common/lavatory rooms. This saves huge amount of water consumption.

Description	Value	Units	Formula
Average measured flow	5	LPM	A
Average usage per day	60	min/day	B
No of taps	1920	Nos.	C
Annual water consumption	2,102,400	KL/yr	D = $(A \times B \times C \times 365) / 1000$
Water consumption cost	9	Rs/KL	E
Present Water Consumption cost	18,921,600	Rs/Yr	F= $E \times D$
After installing aerators 70% water reduction is feasible. Even if we consider 30% reduction	2.4	LPM	G
Annual water Savings	109,325	KL/yr	H = $((A - G) \times B \times C \times 365) / 1000$
Annual Saving, Rs	9.8	Lakhs	I= $H \times E$
Investment, Rs	2.0	Lakhs	J
Payback period	2	Months	K= $J / I \times 12$

10 FLORA IN THE CAMPUS:-

The Management of the GITAM University planted many native Trees in the Campus, University's Horticulture Nursery and Plantations. These Matured Trees are yielding for more than decade. The total no. of Trees are available in the University is about 6000 nos. approximately with covered vegetation land area of 134.61Acres.

LIST OF MATURED TREES BEING GROWN IN THE UNIVERSITY CAMPUS:-

TABLE 1:-

List of Matured Trees		
Sl.no	Plant name	Botanical Names
1	Mango	Mangifera Indica
2	Coconut	Cocos Nucifera
3	Jamun	Syzgium cumini
4	Jack Fruit	Artocarpus heleraphyllus
5	Guava	Psidium guajava
6	Anjeer	Ficus Carica (Fig)
7	Grape Fruit	Citrus-Paradisi
8	Orange	Citrus X Sinensis
9	Mosambi	Citrus Limetta
10	Chiku	Manilkara Zapota
11	Teak	Tectona Grandis
12	Lemon	Citrus Lemon
13	Banana	Musa Balbisiana
14	Conocarpus	Lancitoulus
15	Royal Farm	Roystonea regia
16	Eetha Chettu	Phoenix Sylvestris

17	Tamirind Tree	Tamarindus Indica
18	Skype	Swietenia Mahagoni
19	Neem	Azadirachta Indica
20	Bamboo	Bambusodeae
21	Felton Farm	Ponyters Tree Farm
22	Pudica	Mimosa pudica
23	Terminalia Mantaly	Madagaskar

CO₂ Reduction:-



A Matured Trees can able to absorb CO₂ nearly at a rate of 48 lbs/year (ie., nearly 21.8 Kg).

Total no. of Matured Trees available in the Campus is about 6000 nos. approximately and its contribute CO₂ reduction of about **130.8 Tons/Annum.**





Fig – Trees are well preserved and protected in the Campus



Fig – Trees near Nirman Bhavan and Admin blocks providing shades to the Building.



Fig – Flowering Plants in the Landscape area.



Fig-1



Fig-2

Fig 1–Phoenix Sylvester’s planted on besides the Pedestrian path, which give shades to the Hardscape. And Fig 2 – Musa Balbisiana (Banana) trees are planted in University’s Plantation.



Fig-3



Fig-4

Fig 3– Ficus Carcia (Fig Fruits) and Fig 4 - Citrus Limetta (Mosambi Fruits) are planted in the University's Plantation.



Fig-5



Fig-6

Fig 5– Citrus Lemon (Lemon Fruits) and Fig 6 - Syzgium cumini (Jamun fruits) are planted in the University's Plantation.



Fig-7



Fig-8

Fig 7– *Artocarpus heterophyllus* (Jack Fruits) and Fig 8 – *Manikara Zapota* -Sapodilla (Chiku fruits) are planted in the University's Plantation.



Fig-9



Fig-10

Fig 9– *Cocos Nucifera* (Coconuts) and Fig 10 – *Mangifera Indica* (Mango fruits) are planted in the University's Plantation.



Fig – University's Horticulture Nursery






Fig's – University's Horticulture Nursery have varieties of Plants, Trees and Saplings.

The Management of the University has planted nearly 1000 Saplings and plants throughout the entire university campus and are well maintained. In next two to three years; these plants and Trees shall become matured trees and significantly contribute for CO₂ reduction.

10 SITE OBSERVATION REPORT

Site Observation Report (SOR)			
Report No.	C&A/SOR/01	Date	16.02.2022
Location	Canteen, Admin Block rest room, Boys and Girls Hostel Wash basin.		
Observation Images			
			
Description			
<p>Openable metal water taps are installed without any aerators. So there is no control in the flow of water. Observed much higher water flow especially in the canteen (4A & 4B), Academic Blocks & Hostels.</p>			
Potential Sustainability Measures			
<p>It is advised to install aerators for all the water taps, which reduce the wastage of Water.</p>			

Site Observation Report (SOR)

Report No.	C&A/SOR/02	Date	16.02.2022
Location	Class Rooms		

Observation Images



Description

Daylight in the class rooms.


Potential Sustainability Measures

There is enough daylight available in the class rooms, views and natural ventilation are also good.

Site Observation Report (SOR)

Report No.	C&A/SOR/03	Date	16.02.2022
Location	Academic Blocks, Boys & Girls Hostels - Rest Rooms		

Observation Images



Description

It is observed that western toilets are not with dual type Flush.

Potential Sustainability Measures

It is advised to install dual type flush, which reduce the water consumption. Reduction in water consumptions also leads to power saving, it saves the operating duration of the water pumps directly. And also it is recommended to install metal taps in the bath rooms with Aerators.

Site Observation Report (SOR)

Report No.

C&A/SOR/04

Date

16.02.2022

Location

Canteen 4A & 4B

Observation Images



Description

In the canteen area, Pest O Flash (Flying insect electric control system) are installed, Alternate Seating for Social distance and Drinking Water slogan pasted near Drinking Water Area. It is highly encouraged. But Food waste slogan label is not pasted in the Food waste Bin.

Potential Sustainability Measures

It is recommended to Paste the Food Waste slogan in the Food waste Bin. So it will easy to segregate from the different source of Wastes. Also paste the Waste slogan wherever necessary.

Site Observation Report (SOR)

Report No.	C&A/SOR/05	Date	16.02.2022
Location	Landscape & Gardening Area		

Observation Images



Description

The existing Irrigation system for Gardening is Manual Tube watering, it consumes more Water.

Potential Sustainability Measures


It is recommended to use Efficient Irrigation systems for Gardening like Drip or Sprinkler Irrigation systems.

--

Site Observation Report (SOR)

Report No.	C&A/SOR/06	Date	16.02.2022
Location	Canteen Gardening Area		

Observation Images



Description

It is observed that in Canteen area Garden, the source of water is taken from the Bore Well for Gardening.

Potential Sustainability Measures

It is recommended to use STP Water for Gardening.

Site Observation Report (SOR)

Report No.	C&A/SOR/07	Date	16.02.2022
Location	Terrace Floor at Academic Block		

Observation Images



Description

In RO plant, the rejected water is disposed to the drainage.

Potential Sustainability Measures

It is recommended to use that rejected Water for Utensils cleaning for the Canteen Area. To save and conserve the Water.

11 GOOD PRACTICES AT GITAM UNIVERSITY CAMPUS

During Conserve Consultant's Audit, it is observed that M/s GITAM University, Hyderabad Campus has already adopted the following Performance Improvement Measures in its facility;

1.1 Safety Measures for COVID-19 precautions

COVID -19 safety measure protocol is followed very strictly inside the University Campus, which creates awareness among students and staff to maintain the social distance and wear the mask.

1.2 Composting

Garden Wastes are being converted to Vermi Composting, which is used for Gardening and University's Nursery. It is a good example of waste to Energy. It enriches nutrients to the fertilizer.

1.3 Paper Wastes & E-Wastes

Paper Wastes and E-Waste are sent to Urban Rebox (An ITC franchise) for Recycling towards "Swachh Mission of India".

1.4 Food Wastes

Food wastes are sent to the Bio gas plant for Bio gas production which replaces the LPG cylinder consumptions for Cooking.